

## Theme Comment

- Moody's cut Greece's debt rating while the deficit/GDP was revised up to 13.6% which sent yields into double digit territory with the 2-year rising 244bps in a single day to 10.2%.
- Microsoft and American Express both reported solid results after market and we continue to remain bullish on US equities. Not even the trouble in the Eurozone could stop US stocks from going higher yesterday; buy at the break.
- US New Home Sales for March should increase as buyers rush to take advantage of the homebuyer tax credit. It expires at the end of this month so we expect solid numbers today (and in the April report as well).
- Also watch out for the German IFO numbers out today at 08:00 where consensus is looking for improvements.

## Economic Data Releases

Country	Time (GMT)	Name	Saxo	Consensus	Prior
UK	08:30	GDP YoY (1Q)	-0.1%	-0.1%	-3.1%
US	12:30	Durable Goods / ex Transport. MoM (MAR)	0.4% / 0.8%	0.2% / 0.7%	0.9% / 1.4%
US	14:00	New Home Sales MoM (MAR)	6.7%	5.5%	-2.2%

FX	Daily stance	Comment
EURUSD	0/-	Look to sell rallies into the 1.3270-80 window for a push through 1.32 targeting 1.3150
USDJPY	0/+	Expect support in 93.20-40 area to hold for a slow rebound back to 94.0. Stop below 92.85
EURJPY	0/-	Look to test support at 123.0. Break targets 121.50. Res now 124.00-10
GBPUSD	0/-	Sell any rebound to 1.5385 lvl for a break below 1.5320, targeting 1.5260. Stop abv 1.5435
AUDUSD	0/-	Sell break below 0.92, or rally to 0.9285, for a test of 0.9160 then 0.91. Stop abv 0.9245/0.9310 resp.
USDCAD	0/-	May squeeze up to 1.0045 resistance but prefer to sell there, stop abv 1.01, target 0.9950 again

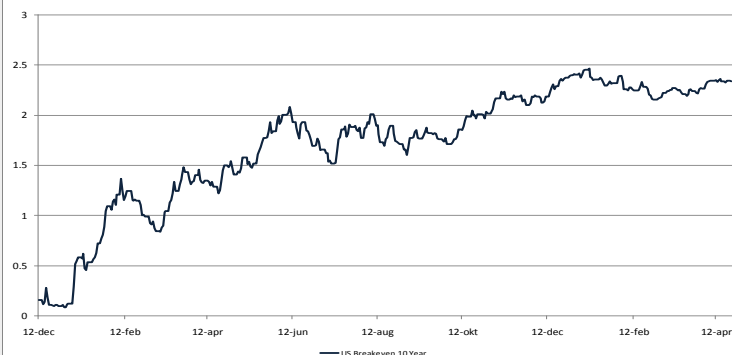
FX-Options	Comment
EURUSD	Spot dips nervously towards 1.32 and vols are marked higher in Asia with 1Y getting paid at 12.25 and the 1w trading at 11.5.
USDJPY	Still seeing good bid for downside strikes in the 1-2m area under 9100 while ATM gamma remained weak. Need s move under 9250 before we see a pickup in vols.
AUDUSD	Spot took a dip to 9210 in Asia and vols remain very bid and nervous. Risk reversals continue to price in further risks to the downside.

Equities	Daily stance	Comment
DAX	0/+	Buy at the break of 6200 targeting 6239. S/L below 6180.
FTSE	0/+	Buy at the break 5685 targeting 5718. S/L below 5672.
S&P500	0/+	Buy at the break of 1207 targeting 1213. S/L below 1204.
NASDAQ100	0/+	
DJIA	0/+	

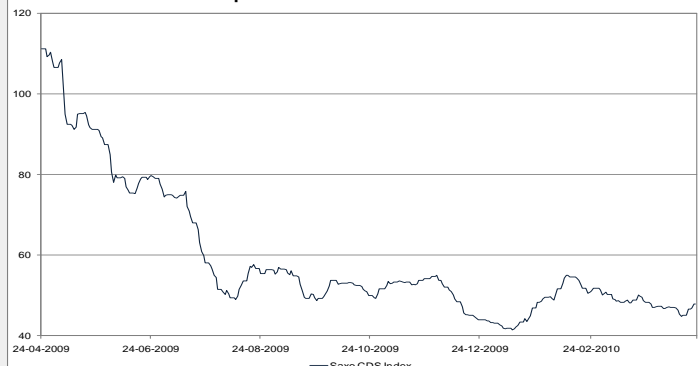
Commodities	Daily Stance	Comment
Gold	0/+	Buy at the break of 1144 targeting 1149. S/L below 1142.
Silver	0/+	Buy at the break of 18.02 targeting 18.14. S/L below 17.99.
Oil (CLK0)	0/+	Buy at the break 83.70 targeting 84.15. S/L below 83.40

## Earnings Releases

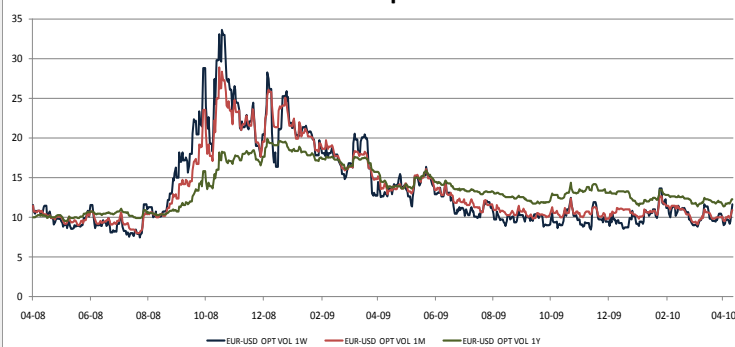
Country	Time (GMT)	Name	EPS exp.	EPS prior	Comment
US	11:00	Honeywell	0.506	1.010	

**US Breakeven 10 Year**


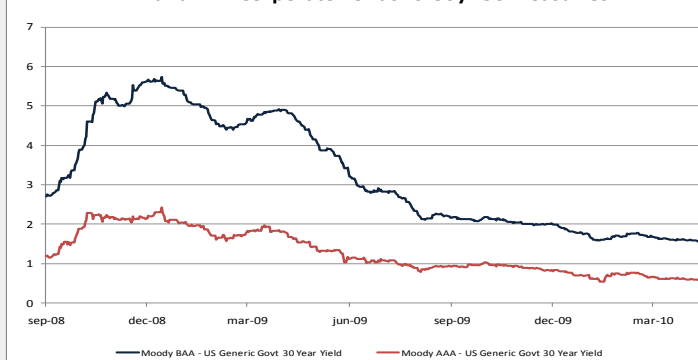
USD breakeven 10 Year – an expression for measuring inflation expectations.

**Top 100 Global Stocks CDS Index**


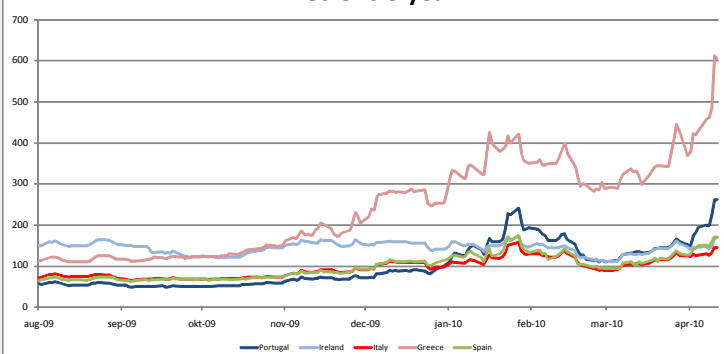
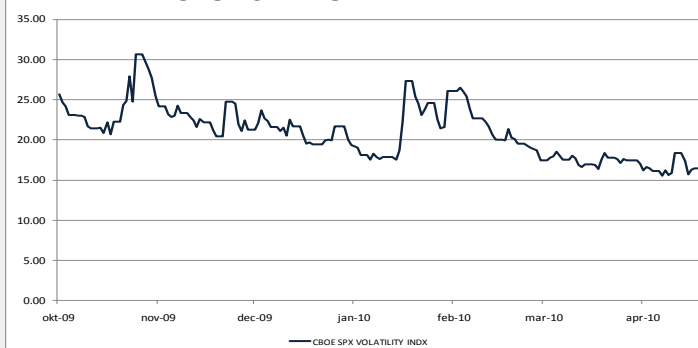
Credit Default Swaps are expressions for the perceived default risk in a company. **Now at 48.**

**EURUSD Opt. Vol.**


Volatility at different time horizons. Too low, now?

**AAA and BAA Corporate Bonds vs. 30yr US Treasuries**


Spreads are easing, but still **showing tight corporate debt markets.**

**PIIGS CDS 5 year**

**CBOE SPX VOLATILITY INDEX**


The VIX Index is **now at 16.47** (prev. close at 16.32).

For more trading commentary on [forex and equities](#) go to [www.tradingfloor.com](http://www.tradingfloor.com) or [www.saxobank.com](http://www.saxobank.com)

## General

These pages contain information about the services and products of Saxo Bank A/S (hereinafter referred to as "Saxo Bank"). The material is provided for informational purposes only without regard to any particular user's investment objectives, financial situation, or means. Hence, no information contained herein is to be construed as a analysis; or an offer to buy or sell; or the solicitation of an offer to buy or sell any security, financial product, or instrument; or to participate in any particular trading strategy in any jurisdiction in which such an offer or solicitation, or trading strategy would be illegal. Saxo Bank does not guarantee the accuracy or completeness of any information or analysis supplied. Saxo Bank shall not be liable to any customer or third person for the accuracy of the information or any market quotations supplied through this service to a customer, nor for any delays, inaccuracies, errors, interruptions or omissions in the furnishing thereof, for any direct or consequential damages arising from or occasioned by said delays, inaccuracies, errors, interruptions or omissions, or for any discontinuance of the service. Saxo Bank accepts no responsibility or liability for the contents of any other site, whether linked to this site or not, or any consequences from your acting upon the contents of another site. Opening this website shall not render the user a customer of Saxo Bank nor shall Saxo Bank owe such users any duties or responsibilities as a result thereof.

## Analysis Disclosure & Disclaimer

### Risk warning

Saxo Bank A/S shall not be responsible for any loss arising from any investment based on any analysis, forecast or other information herein contained. The contents of this publication should not be construed as an express or implied promise, guarantee or implication by Saxo Bank that clients will profit from the strategies herein or that losses in connection therewith can or will be limited. Trades in accordance with the analysis in an analysis, especially leveraged investments such as foreign exchange trading and investment in derivatives, can be very speculative and may result in losses as well as profits, in particular if the conditions mentioned in the analysis do not occur as anticipated.